L-Cube # LC 5859

Montážní návod

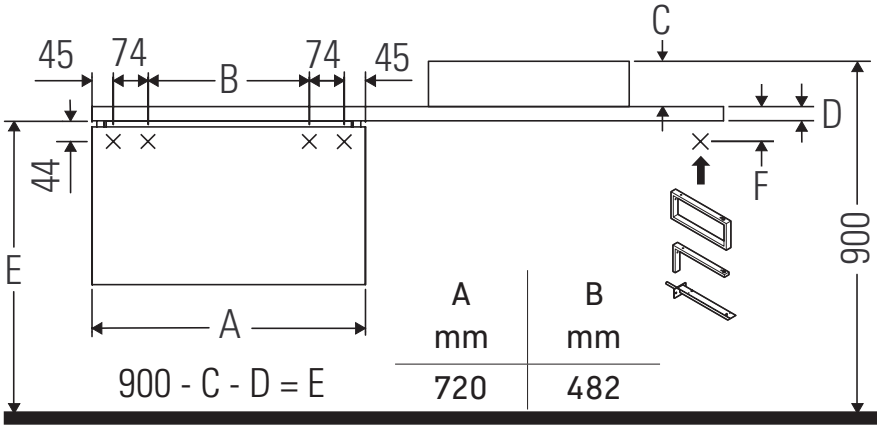

A mm	B mm
720	482

900 - C - D = E

F	D=30 mm	D=45 mm
	80	66
	80	66
	46	31

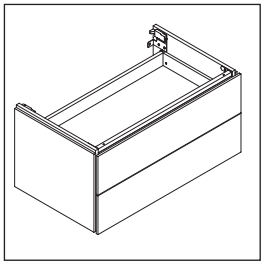

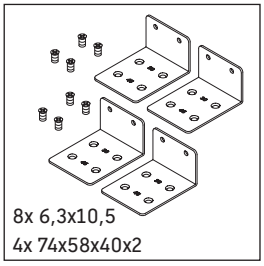

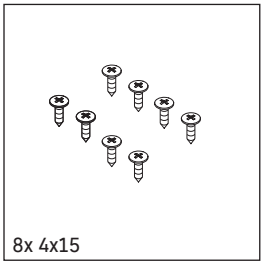

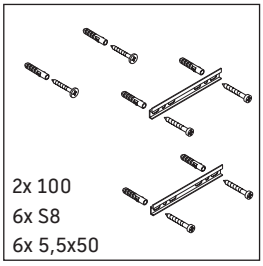

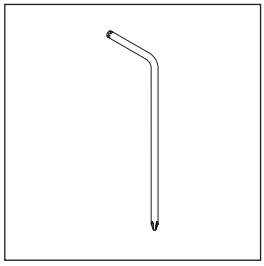

Dodržujte rozměry vrtaných otvorů!

Dodržujte všechny další návody k montáži!

Pokyny k použití

Tato řada koupelnového nábytku splňuje normy a směrnice platné k datu expedice a byla navržena pro použití v koupelnách. Nábytek nesmí být přímo smáčen vodou, např. při sprchování.
Sanitární keramiky širší než 600 mm se musí připevnit ke stěně.
Vyhrazujeme si technická zlepšení a optické změny zobrazených výrobků.

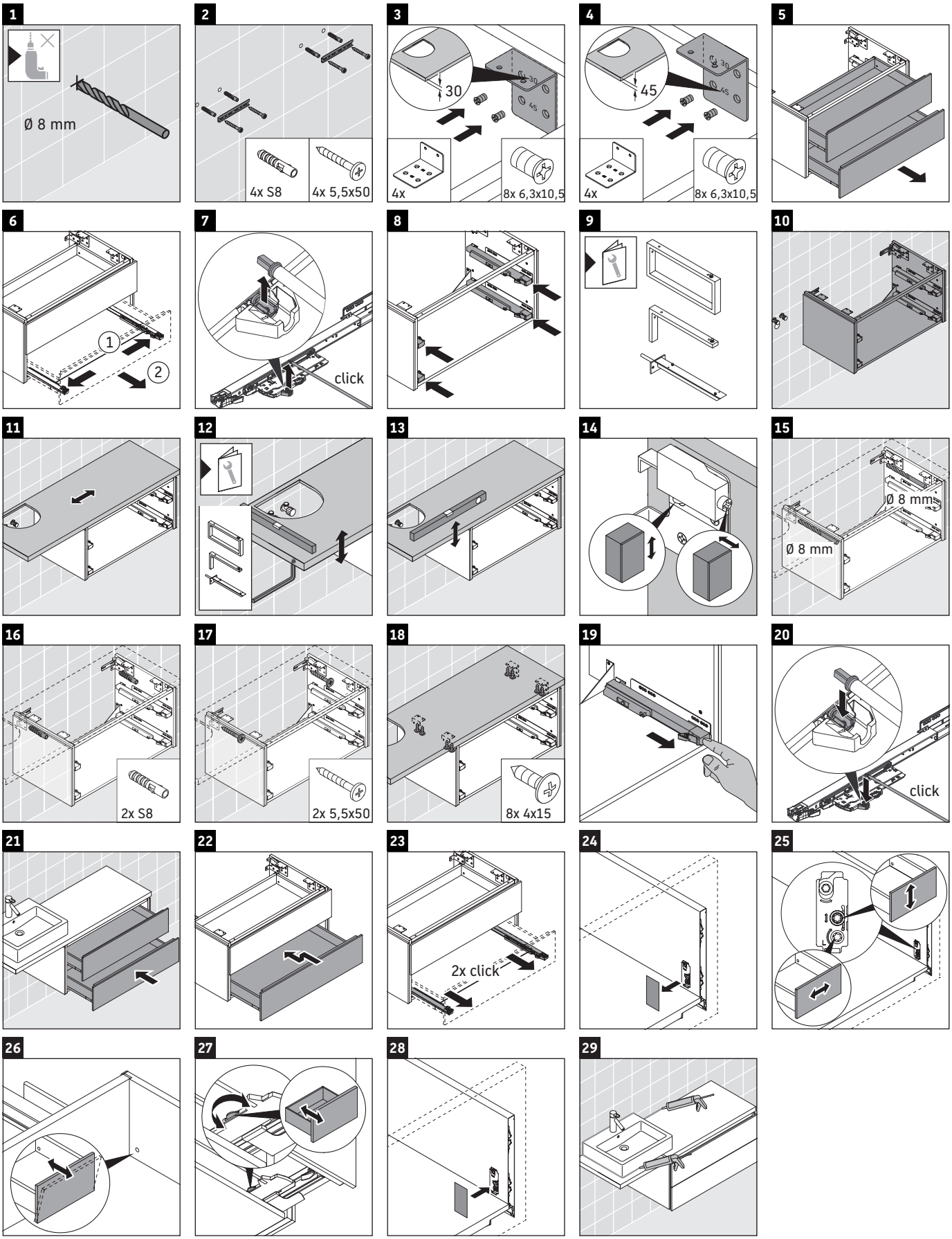

Best.-Nr. LC5859/19.01.1

Duravit AG, Werderstr. 36, 78132 Hornberg, Germany, Phone +49 78 33 700, Fax +49 78 33 70 289, info@duravit.de, www.duravit.de

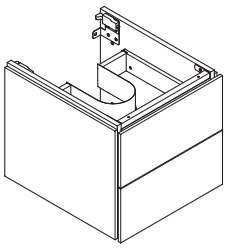

LC 5805 – # LC 5809
LC 5815 – # LC 5819

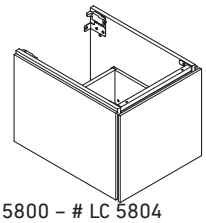

LC 5800 – # LC 5804
LC 5810 – # LC 5814
LC 5820 – # LC 5824, # LC 5843
LC 5830 – # LC 5834, # LC 5854

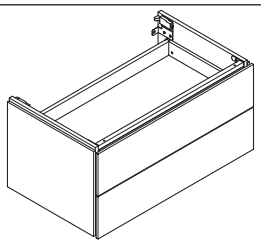

LC 5825 – # LC 5829, # LC 5848
LC 5835 – # LC 5839, # LC 5859

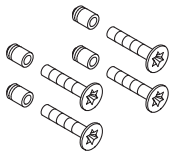

8x 4x8
8x 4x20

1

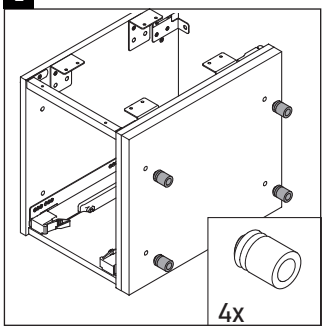

2

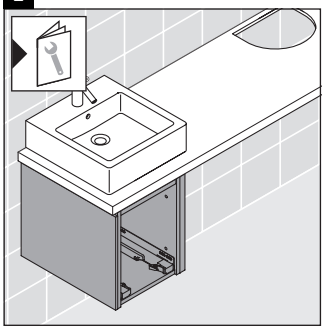

3

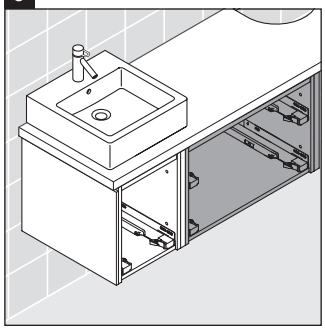

4

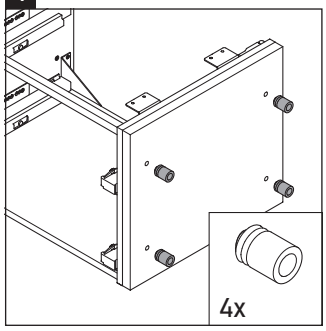

5

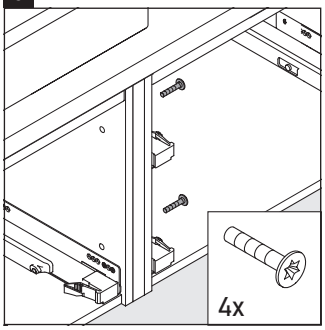

6

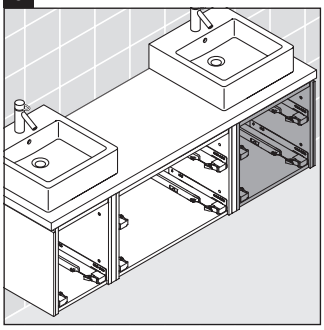

7

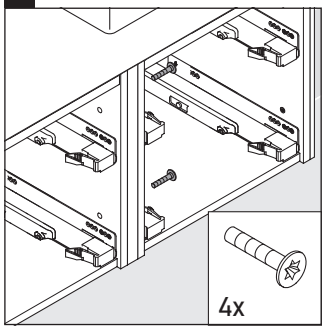

8

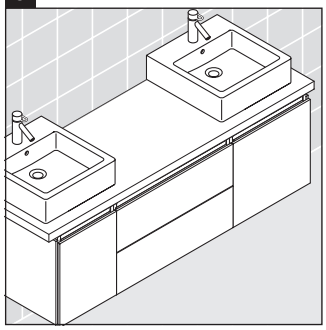

Duravit AG, Werderstr. 36, 78132 Hornberg, Germany, Phone +49 78 33 700, Fax +49 78 33 70 289, info@duravit.de, www.duravit.de